





HIGH SIDE RECESSED CHARGE PORT ACCESS COUPLER TUNI230					TSB #:	72
					Date:	11/1/2013
Initial Once Read:						


On a number of late model vehicles, access to the high side charge port using a standard high side charging coupler is not possible. Vehicles like the later models of Ford Mondeo (2007-) and some BMW's can have high side charge ports that are attached directly to the condenser and located in positions below the body panel line, only accessible through an access hole. To overcome this issue, a high side extension coupler (Adair part no. TUNI230) has been developed to enable access to these high side charge ports. This extension coupler is compatible with the connection on your R134a high side red hose with an 1/2" ACME threaded fitting.



Late model Ford Mondeo high side access through the radiator support panel (with dust cap removed)




The extension high side coupler (Adair part no. TUNI230) is a direct replacement onto the R134a hose



Connecting to the high side charge port—

The extension high side coupler is inserted through the access hole and automatically connects to the high side charge port.

Turn the upper section of the extension clockwise to open the charge port schrader valve.



Disconnecting to the high side charge port—

Turn the upper red section of the extension anticlockwise to close the charge port schrader valve.

Lift the lower section red sleeve of the extension coupler upwards to disengage the TUNI230 from the high side charge port.