



HOLDEN VE AND WM CONDENSER VERSIONS 2006—2012					TSB #:	66
					Date:	03/10/12
Initial Once Read:						

Since the release of the VE Commodore and WM Statesman in 2006 there have been some changes to the A/C condenser. Outlined below are the changes that have taken place until now.

Model Year	Production Date	OEM Part Number	Adair Part Number	Design Change
	7/2006—9/2011	92191927	CHOL65	
12	9/2011—9/2012	92235665	CHOL65	REMOVE upper & lower mounting brackets
12.5	9/2012—ON	92251626	Under Development	Denso 5mm fin pitch







When using condenser CHOL65 to replace OEM part number 92235665 follow the instruction below:

With a 4mm drill bit, drill into the centre of the rivet head used to secure the upper and lower (A) mounting brackets to the condenser. Remove the mounting brackets.

Once all the mounting brackets have been removed use a pair of pliers to wriggle and withdraw the rivet (B) body.

Note: When drilling the rivet do not allow the drill bit to make contact with the condenser tubes otherwise a leak will be created.

Mounting brackets must be REMOVED when using condenser CHOL65 to replace OEM part number 92235665



The image (left) shows the condenser to suit Model Year 12.5

An aftermarket version condenser is currently under development